

Lucky[®]

LIFESTYLE



LA BELLE IONIC HOOD DRYER

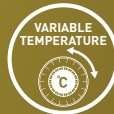
Complies with
INTERNATIONAL
IEC60335
SAFETY SPECIFICATIONS

L
1000W

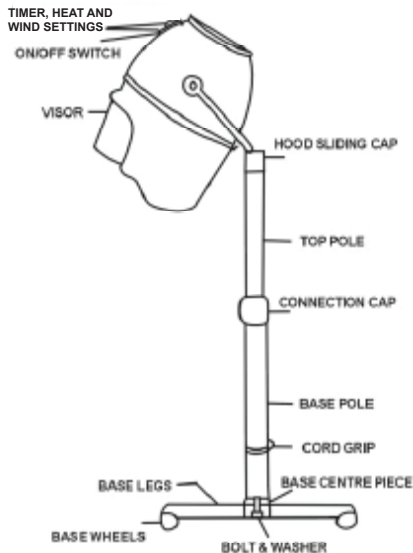
1YEAR
WARRANTY

Model:
SHDDLX1A

PLEASE READ ALL INSTRUCTIONS BEFORE USE



PARTS



SAFETY PRECAUTIONS:

Read these instructions carefully before switching on the appliance and keep them for future reference. Failure to follow and observe these instructions may result in an accident. Clean all the parts of the product that will be in contact with food, as indicated in the cleaning section, before use. Carefully read all instructions before using appliance.

1. Do not immerse in water or other liquids - do not use whilst bathing, with wet hands, or over a filled sink. If the appliance falls into water, disconnect the power plug immediately before removing it out of the water.
2. This appliance is not intended for use by persons (including children) with reduced physical, sensory or mental capabilities, or lack of experience and knowledge, unless they have been given supervision or instruction concerning use of the appliance by a person responsible for their safety.
3. Children should be supervised to ensure that they do not play with the appliance.
4. Close supervision is necessary when this appliance is used by children or invalids. When moving appliance, please do so with care.
5. If the supply cord is damaged, it must be replaced by the manufacturer or its service agent, or similarly qualified person in order to avoid a hazard. Use the appliance only for intended use, namely drying hair.
6. This appliance is protected against overheating

- it stops automatically if the air inlet is covered. After a short time cooling, the appliance can be restarted.

7. To clean your appliance after use, disconnect the dryer first and wipe with a slightly damp cloth and wipe dry.
8. Do not use to style synthetic hair or wigs.

ASSEMBLY INSTRUCTIONS:

1. Press each wheel securely into each base leg.
2. Connect each base leg into base centre piece.
3. Secure base pole into base centre piece with washer and bolt provided.
4. Slide top pole into connection cap and tighten at correct height position.
5. Gently slide helmet hood sliding cap onto top of top pole.
6. Make sure the power cord is secured in the clip-on cord grip on base pole.
7. The appliance is ready to use once plugged into a power supply 230V.

OPERATING INSTRUCTIONS:

After washing and towel drying your hair and setting hair / treatments on hair, connect the plug of your dryer to a power supply (230V). Press on/off switch to ON position. Turn the time switch clockwise to set the time (between 0 and 60 minutes). Adjust the temperature control between 0 degrees centigrade (COLD) to 60 degrees centigrade (HOT). select the desired wind speed setting between I and II (Low and High). Drying process will start and a bell will ring when the time selected for drying is completed. Switch off the appliance after use and disconnect the plug from the power supply. Store in a dry, dust free place, out of reach of children.



Lucky guarantees that this product has been thoroughly inspected and tested before being dispatched and is free from mechanical and electrical defects and complies with the applicable safety standards. However, should defects due to faulty material or workmanship develop, under normal domestic use, within 6 months from the date of purchase please return the product to the store from where it was purchased for a full refund or replacement.

The following conditions apply:

- 1) Please ensure you retain your receipt as this must be presented when making a claim under the terms of the warranty. It is impossible to determine the warranty period without proof of purchase, so please keep this in a safe place.
- 2) If a refund or exchange is required the product must be complete with all accessories, parts and packaging. Missing parts will render the warranty void.
- 3) Upon receipt of your appliance check it for any transport damage to ensure it is safe for use. Return it to the store as soon as possible for exchange if damaged. The warranty is void if products are damaged after use, so please do not use the damaged product.
- 4) Failure to read and comply with the instructions for use, cleaning and maintenance will render your warranty void, so please read these instructions carefully to ensure your safety, and get the most effective use from the product. (e.g. lime scale; water deposits; and/or insect infestation)
- 5) Any abuse, negligent, improper or accidental use or care will render the warranty void and Creative Housewares (Pty) Ltd will not be liable for any loss or damage.
- 6) Any attempted repair, or replacement of unauthorised parts will render the warranty void, so please contact an authorised service centre or agent for any service or repair requirements.

Extended 12 Month Limited Warranty

Lucky offer an extended 12 month limited warranty from the date of purchase to offer the consumer peace of mind on their purchase. Should defects due to faulty material or workmanship develop, under normal use, within 12 months from the date of purchase, please return the product to the store from where it was purchased for replacement.

Before returning your product, check for the following:

- 1) Your household mains supply socket is working and switched on.
- 2) The mains supply circuit is not overloaded (White trip switch on your DB board is off).
- 3) You have read the trouble shooting guide in your Instructions for Use.
- 4) All accessories and parts are present.

If service or repair becomes necessary outside the guarantee period, this service is still available however all transport/postage, spares and labour costs will be paid by the consumer. All chargeable repairs will require the consumers' approval in writing once the quote is accepted. Once the go-ahead has been received Lucky will undertake to conduct the repair within a reasonable time and maintain the condition of the product as received.

All repairs carry a 3 month warranty. Lucky will attempt to conduct repairs within reasonable industry standards but cannot be held responsible or liable for any circumstances not under their direct control.

National Service Centre: 086 111 5006

e-mail: help@creativehousewares.co.za

creative housewares

web: www.creativehousewares.co.za

Cape Town

20 Tekstiel Street, Parow, Cape
Town, 7493, South Africa • P.O. Box
6156 Parow East, 7501, South Africa
Tel: +27 21 931 8117
Fax: +27 21 931 4058

Durban

35 Adrain Road, Windermere,
Durban, South Africa, 4001
Tel: +27 31 303 3465
Fax: +27 31 303 8259


Johannesburg

Unit 25 & 26 San Croy
Office park, Die Agora Road,
Croydon, 1619
Tel: +27 11 392 5652
Fax: +27 11 392 1694

1 year warranty


creative housewares

 20 Tekstiel Street, Parow, Cape Town, 7493, South Africa

 P.O. Box 6156 Parow East, 7501, South Africa

 +27 21 931 8117  +27 21 931 4058

Service Centre Helpline: 086 111 5006

 www.creativehousewares.co.za